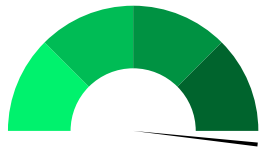


Pamunkey Regional Library -- FY24

FY24 Circulation to Date



Circulation

Branch	Year to date	FY24 Forecast	Year to date
Goochland	74,641	72,437	103.0%
Ashland	92,979	92,957	100.0%
Atlee	222,051	210,030	105.7%
Hanover	25,411	22,188	114.5%
Mechanicsville	145,478	147,235	98.8%
Montpelier	37,972	38,264	99.2%
Rockville	33,554	32,937	101.9%
King and Queen	4,437	8,729	50.8%
Upper King William	32,822	28,172	116.5%
West Point	28,546	30,158	94.7%
Totals	803,963	780,747	103.0%^A

Number of Library Sponsored Programs

County	Year to date	FY24 Forecast	Year to date
Goochland	331	221	149.8%
Hanover	1,861	1,662	112.0%
King and Queen	37	89	41.6%
King William	279	196	142.3%
Totals	2508	2,168	115.7%

Attendance at Library Sponsored Programs

County	Year to date	FY24 Forecast	Year to date
Goochland	5,065	4,842	104.6%
Hanover	40,252	41,231	97.6%
King and Queen	215	881	24.4%
King William	6,783	5,197	130.5%
Totals	52,315	52,151	100.3%

Number of Community Sponsored Meetings/Events

County	Year to date	FY24 Forecast	Year to date
Goochland	232	138	168.1%
Hanover	1,438	1,614	89.1%
King and Queen	72	152	47.4%
King William	481	526	91.4%
Totals	2,223	2,430	91.5%

Attendance at Community Sponsored Meetings/Events

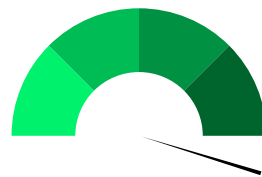
County	Year to date	FY24 Forecast	Year to date
Goochland	2,161	1,257	171.9%
Hanover	18,369	21,205	86.6%
King and Queen	446	886	50.3%
King William	2,981	3,201	93.1%
Totals	23,957	26,549	90.2%

Programming

Library Visits

Branch	Year to date	FY24 Forecast	Year to date
Goochland	48,802	41,697	117.0%
Ashland	76,312	68,815	110.9%
Atlee	124,897	112,202	111.3%
Hanover	22,352	17,853	125.2%
Mechanicsville	83,843	82,057	102.2%
Montpelier	25,828	25,478	101.4%
Rockville	10,120	9,199	110.0%
King and Queen	4,676	10,781	43.4%
Upper King William	25,818	14,688	175.8%
West Point	37,831	39,664	95.4%
Totals	460,479	422,434	109.0%

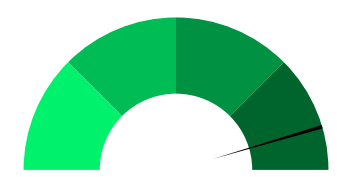
FY24 Library Visits to Date



New Borrowers

Branch	Year to date	FY24 Forecast	Year to date
Goochland	1,064	1,077	98.8%
Ashland	1,247	1,398	89.2%
Atlee	2,287	2,610	87.6%
Hanover	296	311	95.2%
Mechanicsville	1,565	1,658	94.4%
Montpelier	341	410	83.2%
Rockville	316	280	112.9%
King and Queen	39	133	29.3%
Upper King William	388	422	91.9%
West Point	336	421	79.8%
Totals	7,879	8,720	90.4%

FY24 New Borrowers to Date



Note: A. Circulation total includes OverDrive, hoopla, Kanopy, and Magzter data which is not provided by the vendor for individual branches, as well a OverDrive circulation from Hanover County Schools, and the Flnd It Virginia OverDrive collection.